

## Introduction

In a further exploration of the relationship between recall probability, recall dynamics, and intelligence, we:

- use factor analysis to distill recall dynamics (initiation and clustering) into four factors
- predict recall probability using these factors representing recall dynamics
- predict IQ using recall dynamics factors and recall probability

## Methods

Penn Electrophysiology of Encoding and Retrieval Study (PEERS), Experiment 1:

- 118 college-aged participants
- 1 practice session, 6 experimental sessions
- 16 lists of 16 words each (common nouns)
- Each list constructed of pairs of words of varying semantic relatedness
- Varying encoding task: size, animacy, switch-task, no-task
- 75-second recall period immediately following list presentation

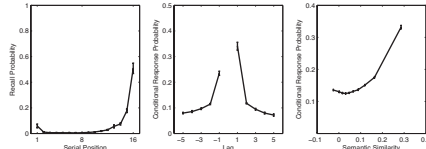
PEERS Experiment 2, same as above except:

- 103 participants (subset of Experiment 1 participants)
- 1 practice session, 6 experimental sessions
- 12 lists of 16 words each
- No encoding task control (no-task) lists
- Varying distractor task: 8-sec or 16-sec inter-item (continual) distractor, 8-sec or 16-sec end-of-list (delay) distractor, or control

WAIS IQ data collected on 76 of the Experiment 2 participants.

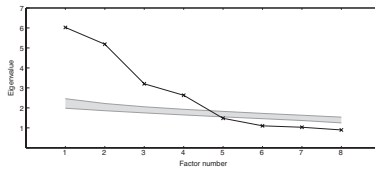
## Recall Dynamics

36 "recall dynamics" points from PEERS Experiment 1

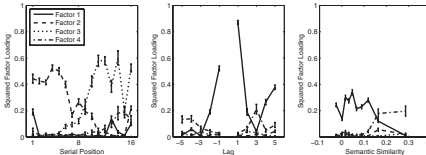


## Number of Factors

Parallel Analysis (Horn, 1965) — 1,000 iterations



## Factor Loadings



Factors 1 & 4: Clustering factors (temporal and semantic)  
Factors 2 & 3: Initiation factors (early and late)

## Predictive Power

Linear regression of factor scores against probability of recall:

$$p_{\text{recall}} = b_1(\text{Factor}_1) + b_2(\text{Factor}_2) + b_3(\text{Factor}_3) + b_4(\text{Factor}_4)$$

$$R^2 = 0.83, p < .001$$

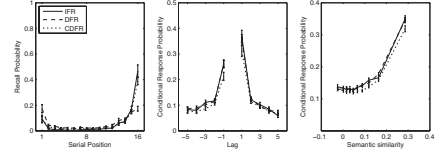
Linear regression of factor scores against IQ:

$$\text{IQ} = b_1(\text{Factor}_1) + b_2(\text{Factor}_2) + b_3(\text{Factor}_3) + b_4(\text{Factor}_4)$$

$$R^2 = 0.16, p < .05$$

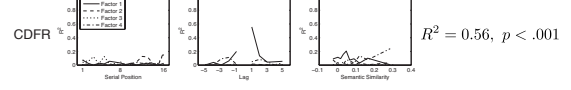
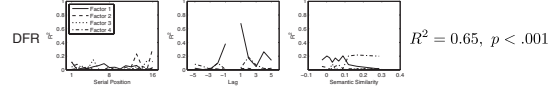
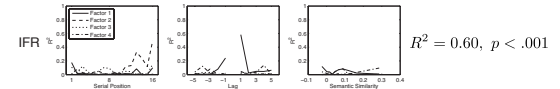
## Generalizability

Experiment 2 recall dynamics functions for three conditions



Correlate factors calculated from Experiment 1 data with recall dynamics functions from Experiment 2:

Predicting  $p_{\text{recall}}$



## Conclusions

- Qualitative similarity across participants (Healey and Kahana, in revision), with quantitative variation
- Quantitative variation accounted for by underlying 4-factor structure of recall dynamics
- Factors match existing concepts in recall dynamics: initiation, temporal & semantic clustering
- Factors explain 83% of variability in overall recall probability, and significantly predict IQ
- Factors generalize across experimental conditions

## References

- Healey, M. K., Crutchley, P., and Kahana, M. J. Individual differences in memory search and their relation to intelligence. *Under review*.
- Healey, M. K. and Kahana, M. J. Is memory search governed by universal principles or idiosyncratic factors? *In revision*.
- Horn, J. L. (1965). A rationale and test for the number of factors in factor analysis. *Psychometrika*, 30, 179–185.